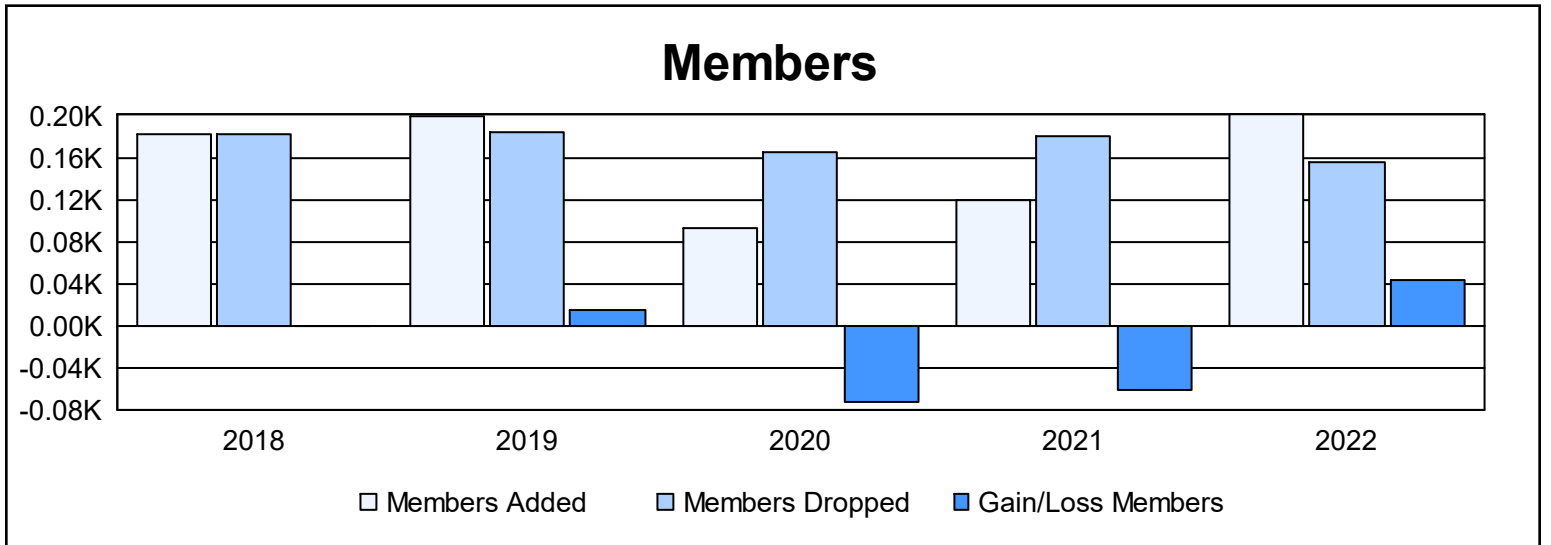
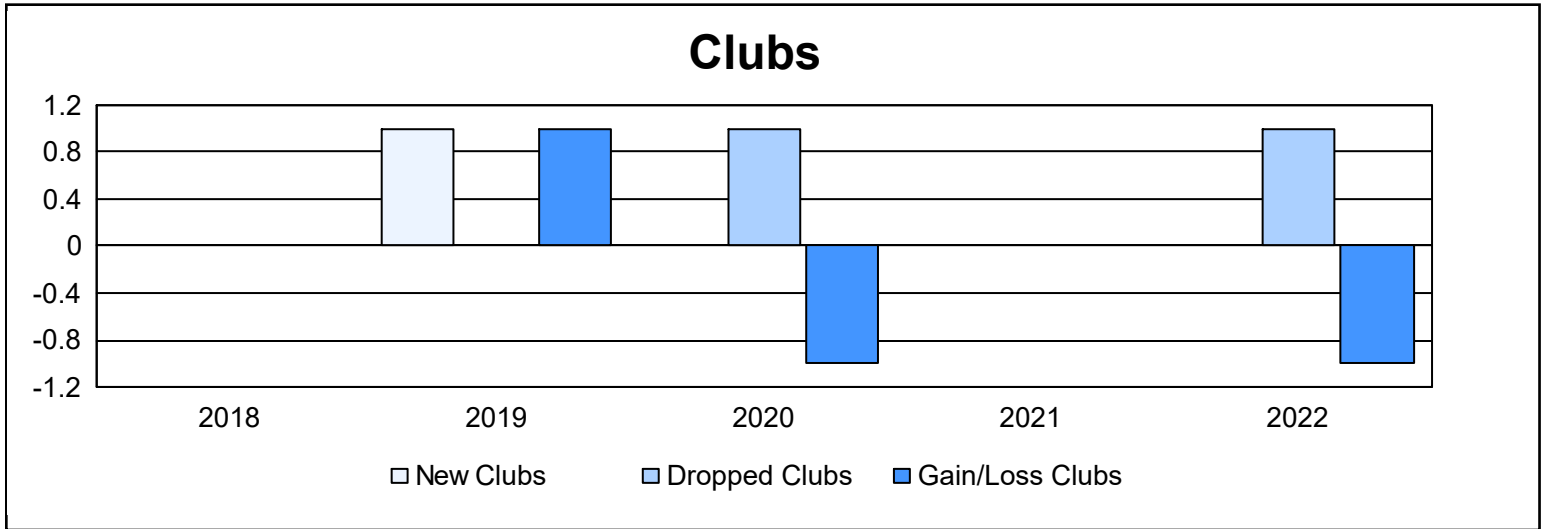
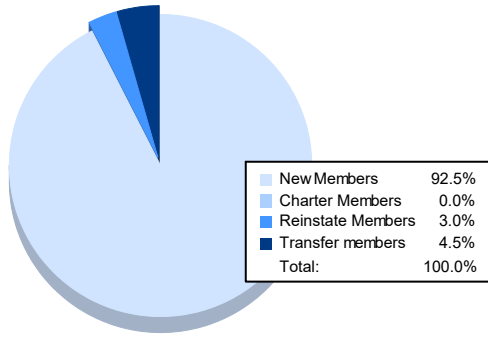


| Year | New Clubs | Dropped Clubs | Gain/ Loss Clubs | New Members | Charter Members | Reinstate Members | Transfer Members | Total Member Added | Total Members Dropped | Gain/ Loss Members |
|----------------|-----------|---------------|------------------|-------------|-----------------|-------------------|------------------|--------------------|-----------------------|--------------------|
| 2017-2018 | 0 | 0 | 0 | 165 | 1 | 6 | 9 | 181 | 182 | -1 |
| 2018-2019 | 1 | 0 | 1 | 132 | 30 | 33 | 4 | 199 | 184 | 15 |
| 2019-2020 | 0 | 1 | -1 | 78 | 3 | 7 | 4 | 92 | 165 | -73 |
| 2020-2021 | 0 | 0 | 0 | 102 | 0 | 8 | 9 | 119 | 180 | -61 |
| 2021-2022 | 0 | 1 | -1 | 185 | 0 | 6 | 9 | 200 | 156 | 44 |
| Average | 0 | 0 | 0 | 132 | 7 | 12 | 7 | 158 | 173 | -15 |



Membership Composition June 2022 Cumulative



Gender Composition June 2022 Cumulative

